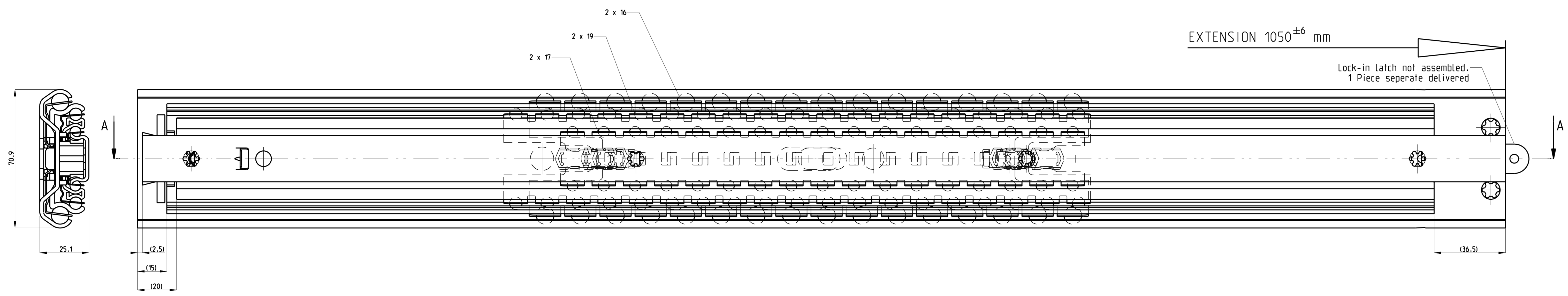



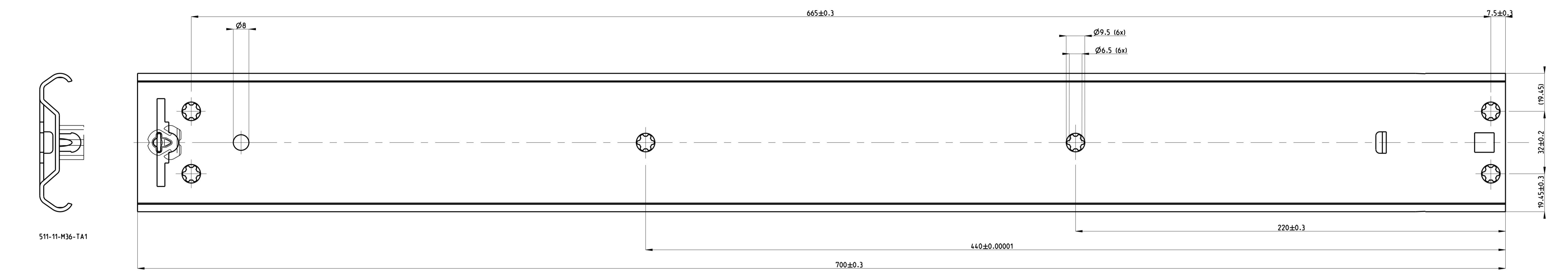
T 1-2 = 366.0
 T 2-3 = 335.0
 T 3-4 = 349.0



SECTION A-A



Front



SECTION B-B

PRO/ENGINEER Drawing		Maten tussen haakjes zijn richtmaten. Toleranties tenzij anders vermeld ±0.5 mm.		Dimensions between marks are guide dimensions. Tolerances, unless otherwise stated ±0.5 mm.	
was: -					
Amerikaanse projectie	DIMENSION	mm	MAT.	-	
	SCALE	1:1	REM.	Rechter uitvoering = linker uitvoering.	
	DATE	08-03-2007			
	DESIGNER	M. Bulte			
CHECKED	-				
CONDOR 700.0 / 1050.0 (25.1mm)					
THOMAS REGOUT INTERNATIONAL BV <small>AUTORECHTEN VOORBEHOUDEN VOLGENS DE WET</small>			Tek. No.	111-M36 _ 00	Formaat.
				Production	AO

06	-	-	-	07	-	-	-	08	-	-	-	09	-	-	-	10	-	-	-	-	-
01	-	-	-	02	-	-	-	03	-	-	-	04	-	-	-	05	-	-	-	-	-