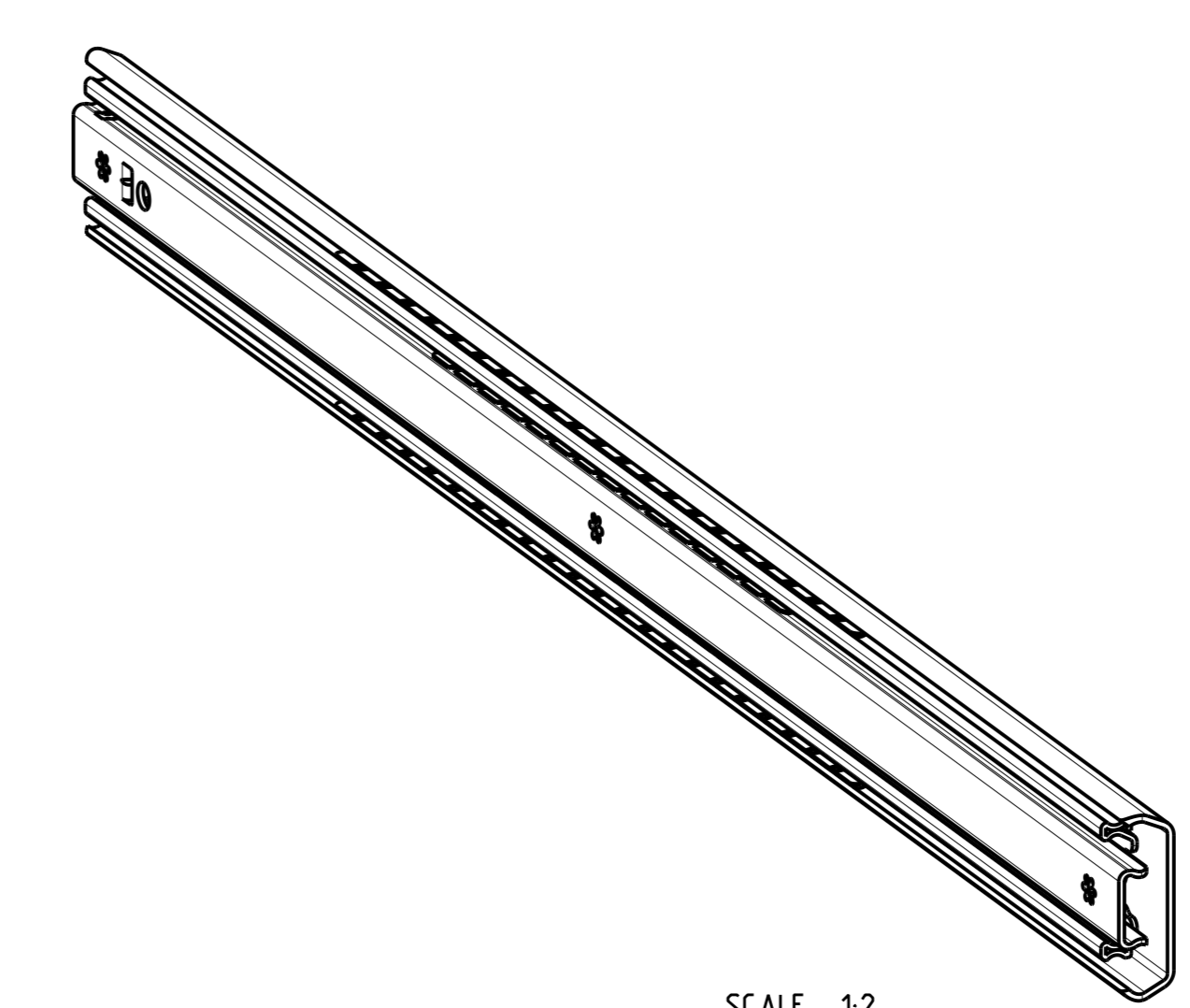
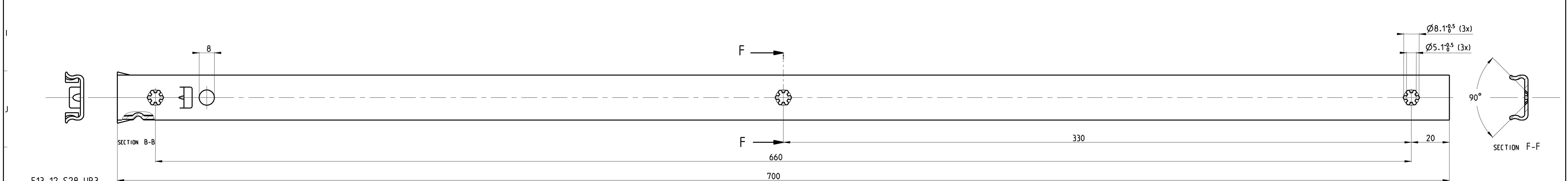
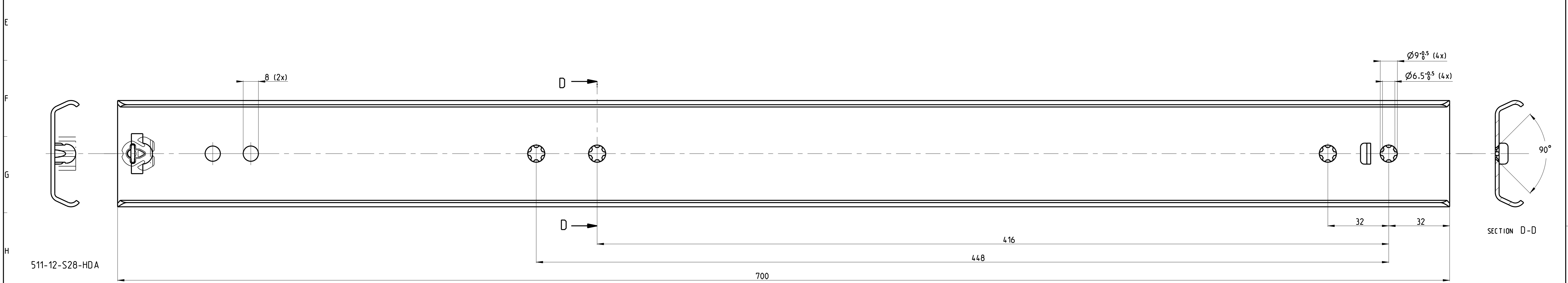
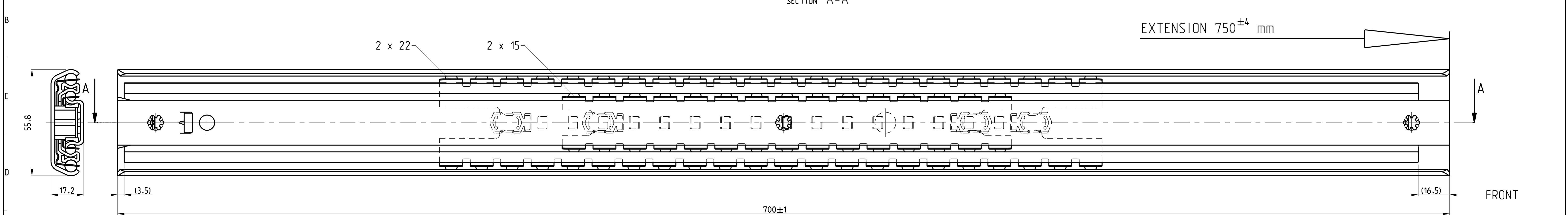
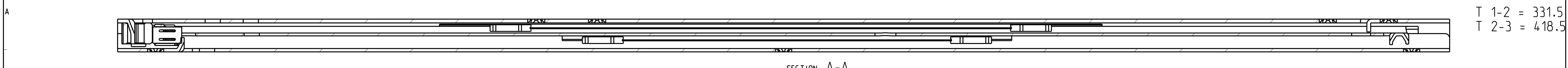


1 2 3 4 5 6 7 8 9 10 11 12 13 14 15 16 17 18 19 20

T 1-2 = 331.5
T 2-3 = 418.5



SCALE 1:2

PRO/ENGINEER Drawing Was: - 112-F62-00	Dimensions between marks are guide dimensions. Tolerances unless otherwise stated ±0.5mm.	Thomas Regout Int. B.V. reserves the right to alter non-customer specific specifications without notice.	
American projection	DIMENSION	mm	MAT.: -
	SCALE	1:1	REM.: Right hand slide = left hand slide.
	DATE	16-08-2011	-
	DESIGNER	M. Mahieu	-
	CHECKED	-	Type D
ULF HD 700,0 / 750,0 (17,2mm)			
THOMAS REGOUT INTERNATIONAL BV		Drw. Nr.	Format.
© Thomas Regout International BV All rights are reserved.		112-S28 _ 00	A1
		Production	

04	-	-	-	-	05	-	-	-	-	06	-	-	-	-
01	-	-	-	-	02	-	-	-	-	03	-	-	-	-